

Program Information

*on Medicare, Medicaid, SCHIP,
and other programs of the*

Centers for Medicare & Medicaid Services



Office of Research, Development, and Information

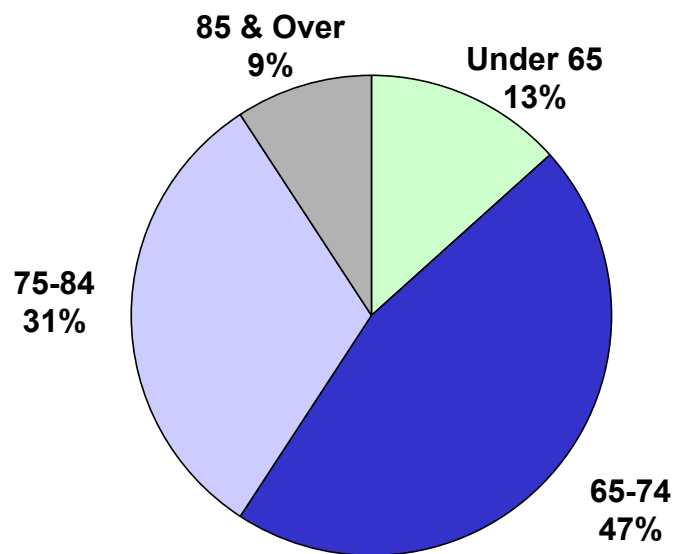
June 2002 Edition



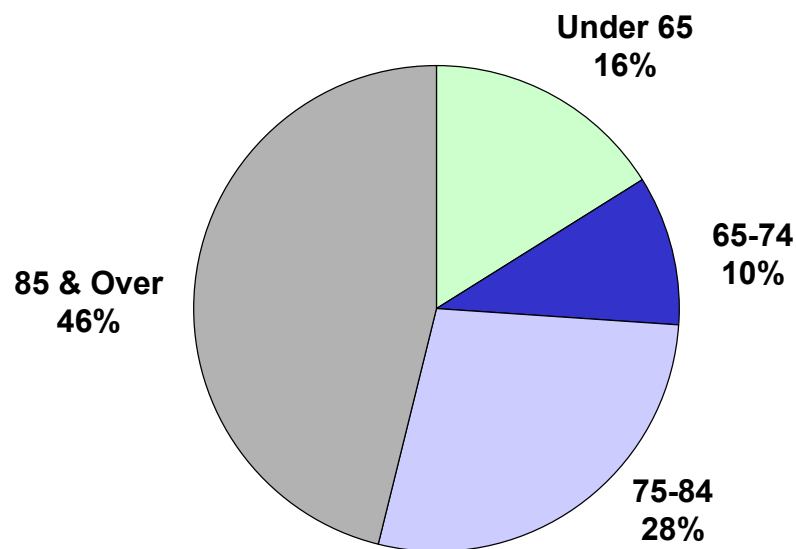
Age of Medicare Beneficiaries Living in the Community and Long-Term Care Facilities, 2000

Beneficiaries over age 85 make up nearly half of beneficiaries in long-term care facilities.

Beneficiaries Living in the Community




Beneficiaries in Long-Term Care Facilities



Source: CMS, Office of Research, Development, and Information: Data from the Medicare Current Beneficiary Survey (MCBS) 2000 Access to Care File.

Medicare Beneficiaries Living in the Community and in Long-Term Care Facilities, 1999

For the six percent of beneficiaries living in long-term care facilities, most live in nursing homes but some live in assisted living/retirement homes or other facilities.

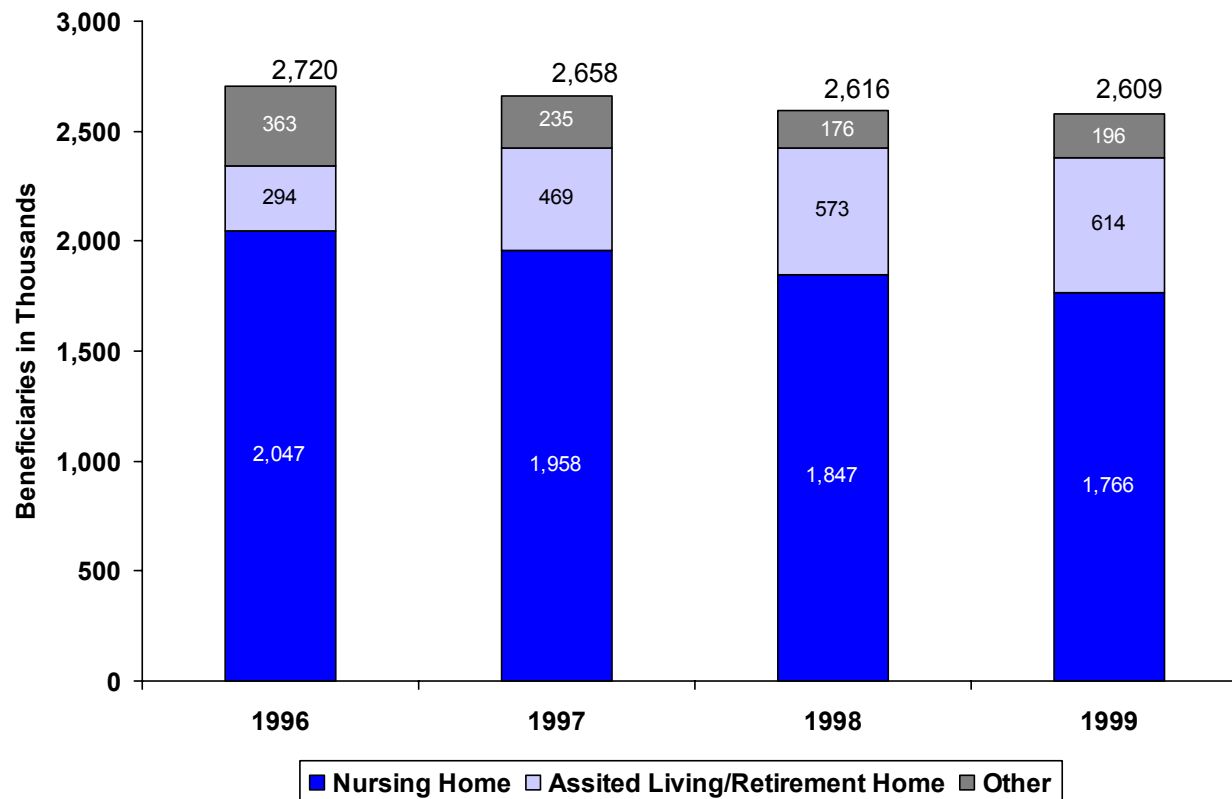


Note: Assisted Living/Retirement Home also includes Domiciliary Care Homes, Board and Care Homes, and Independent Living Units. All of these arrangements offer some level of assistance to the beneficiary. "Other" includes mental health facilities, mentally retarded/mentally disabled facilities and other unclassified facilities.

Source: CMS, Office of Research, Development, and Information: Data from the Medicare Current Beneficiary Survey (MCBS) 1999 Cost and Use File.

Beneficiaries Living in Long-Term Care Facilities, by Type of Facility, 1999

Since 1996, the number of beneficiaries living in traditional nursing homes and other facilities has declined, while use of other types of assisted living arrangements has increased.

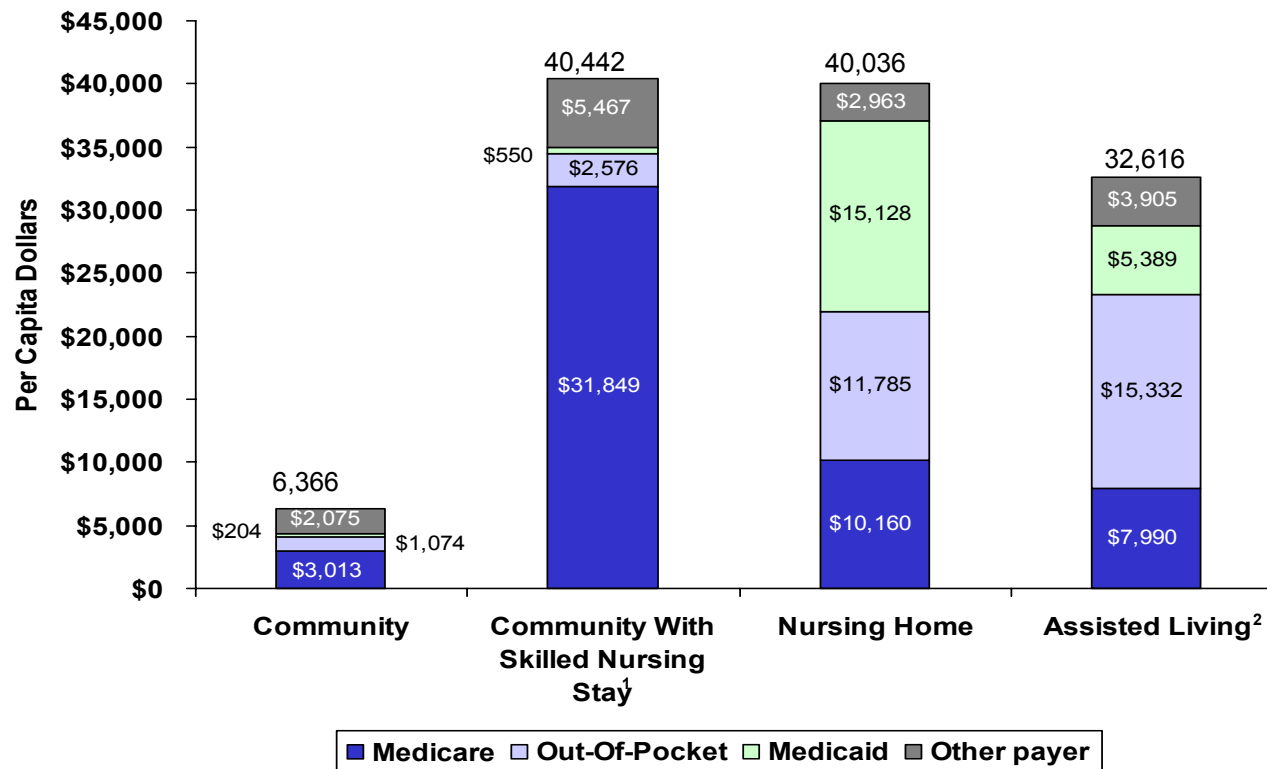


Note: Assisted Living/Retirement Home also includes Domiciliary Care Homes, Board and Care Homes, and Independent Living Units. All of these arrangements offer some level of assistance to the beneficiary. "Other" includes mental health facilities, mentally retarded/mentally disabled facilities and other unclassified facilities.

Source: CMS, Office of Research, Development, and Information: Data from the Medicare Current Beneficiary Survey (MCBS) 1996-1999 Cost and Use Files.

Per Capita Total Health Care Expenses, by Payer, for Beneficiaries Living in Long-Term Care Facilities and the Community, 1999

Beneficiaries in assisted living facilities have lower total expenses than those in nursing homes, but higher out-of-pocket costs.

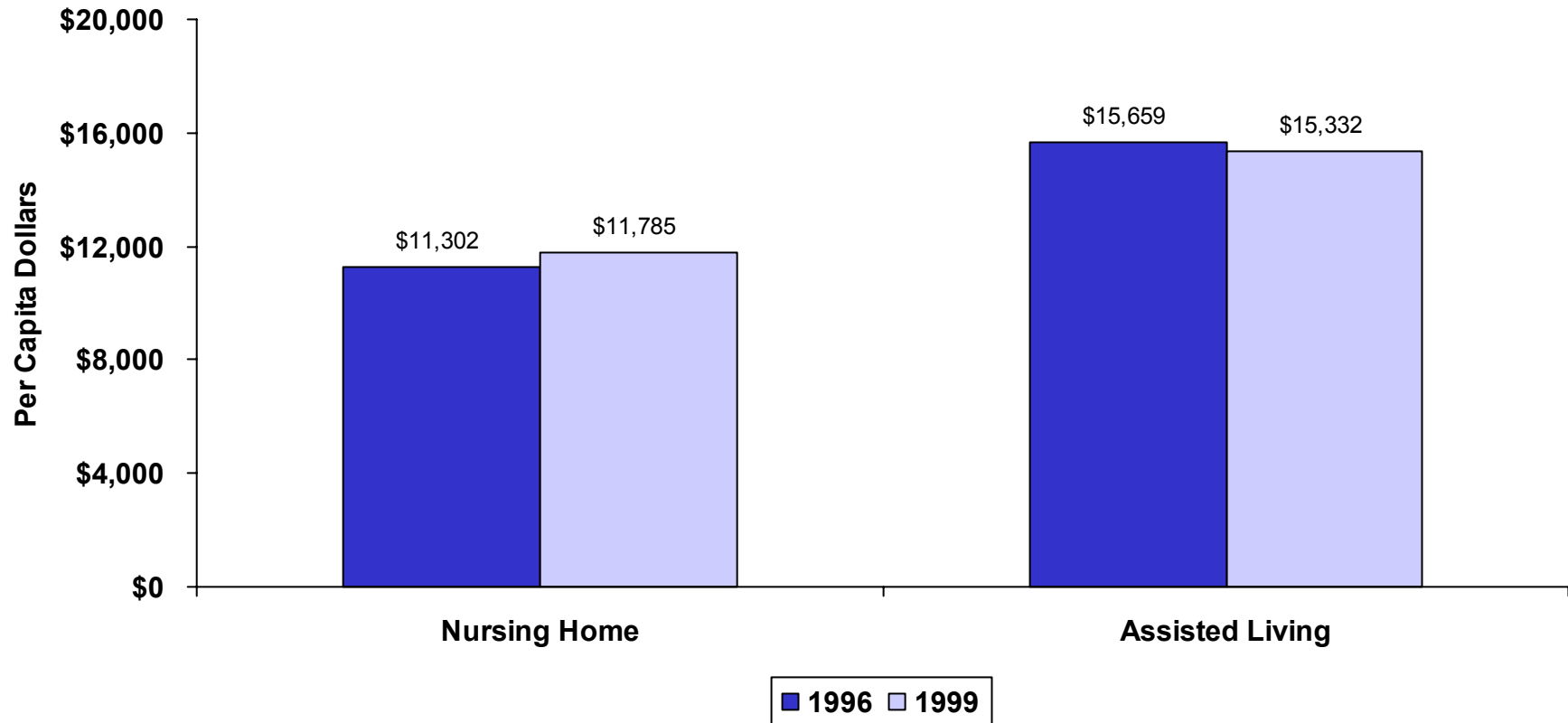


Notes: 1) Because a Skilled Nursing Facility stay is a Medicare covered benefit, Medicare covers a large portion of the expenses for beneficiaries in this group. 2) Assisted Living/Retirement Home also includes Domiciliary Care Homes, Board and Care Homes, and Independent Living Units. All of these arrangements offer some level of assistance to the beneficiary.

Source: CMS, Office of Research, Development, and Information: Data from the Medicare Current Beneficiary Survey (MCBS) 1999 Cost and Use File.

Per Capita Out-of-Pocket Expenses for Beneficiaries Living in Long-Term Care Facilities, 1996 and 1999

Out-of-pocket expenses remained relatively flat between 1996 and 1999.



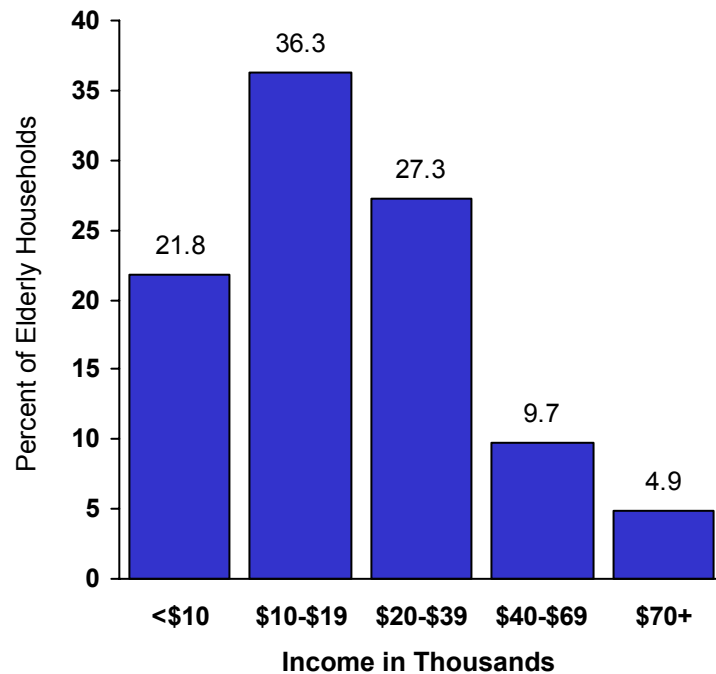
Note: Assisted Living/Retirement Home also includes Domiciliary Care Homes, Board and Care Homes, and Independent Living Units. All of these arrangements offer some level of assistance to the beneficiary.

Source: CMS, Office of Research, Development, and Information: Data from the Medicare Current Beneficiary Survey (MCBS) 1996 and 1999 Cost and Use Files.

Elderly Health Spending as a Percentage of Income, 2000

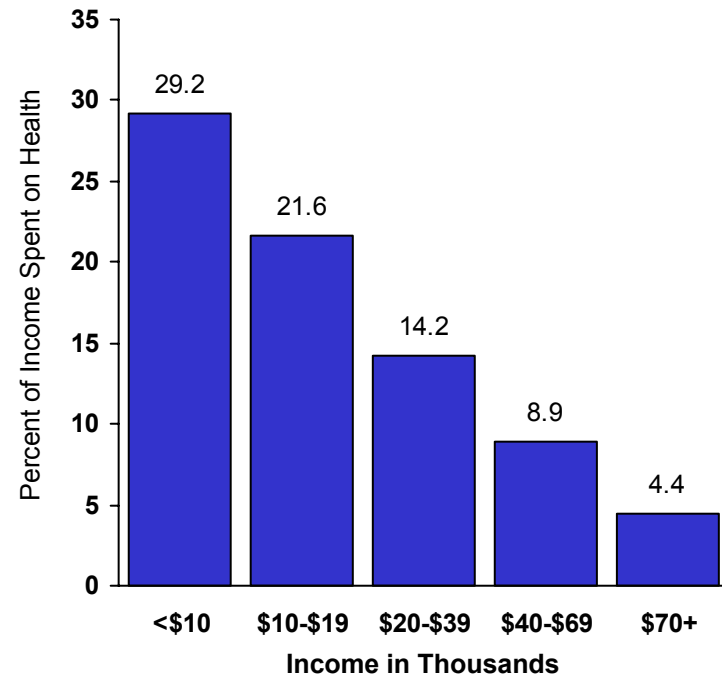
Most elderly households have incomes below \$40,000 and spend a high percentage of their income on health care.

Percent of Elderly Households by Income



Most Elderly Households Have Incomes Below \$40,000

Elderly Households' Health Spending as a Percentage of Income



The Elderly Poor Spend a Greater Portion of Their Income on Health

Source: CMS, Office of the Actuary: data from the Bureau of Labor Statistics, Consumer Expenditure Survey, 1999-2000.